





# PMEX UPDATE


SELL	
	<b>CRUDE10-JA26</b>
57.54	-0.10%
Expiry	18/Dec/25
Remaining	6 Days
Entry	57.98 - 57.82
Stoploss	58.45
Take Profit	57.55 - 57.01


SELL	
	<b>NGAS1K-JA26</b>
4.2260	-0.12%
Expiry	26/Dec/25
Remaining	14 Days
Entry	4.295 - 4.273
Stoploss	4.35
Take Profit	4.216 - 4.184


BUY	
	<b>GO10Z-FE26</b>
4,371.65	1.36%
Expiry	28/Jan/26
Remaining	47 Days
Entry	4318 - 4328
Stoploss	4302.75
Take Profit	4348 - 4355


BUY	
	<b>SL10-MA26</b>
64.79	0.30%
Expiry	25/Feb/26
Remaining	75 Days
Entry	64.408 - 64.645
Stoploss	64.26
Take Profit	65.419 - 65.763


BUY	
	<b>PLATINUM5-JA26</b>
1,774.20	3.09%
Expiry	29/Dec/25
Remaining	17 Days
Entry	1757 - 1764
Stoploss	1752.06
Take Profit	1781 - 1790


BUY	
	<b>COPPER-MA26</b>
5.4670	-0.63%
Expiry	25/Feb/26
Remaining	75 Days
Entry	5.4891 - 5.4951
Stoploss	5.46
Take Profit	5.5265 - 5.5485


SELL	
	<b>ICOTTON-MA26</b>
64.11	0.22%
Expiry	19/Feb/26
Remaining	69 Days
Entry	63.9 - 63.85
Stoploss	64.09
Take Profit	63.63 - 63.56

BUY	
	<b>DJ-DE24</b>
48,810	0.13%
Expiry	18/Dec/25
Remaining	6 Days
Entry	48471 - 48543
Stoploss	48374.07
Take Profit	48633 - 48696

SELL	
	<b>SP500-DE24</b>
6,892	-0.22%
Expiry	18/Dec/25
Remaining	6 Days
Entry	6897 - 6894
Stoploss	6912.16
Take Profit	6880 - 6870

SELL	
	<b>NSDQ100-DE24</b>
25,546	-0.65%
Expiry	18/Dec/25
Remaining	6 Days
Entry	25580 - 25559
Stoploss	25651.40
Take Profit	25473 - 25425

SELL	
	<b>GOLDUSDJPY-JA25</b>
155.91	0.19%
Expiry	29/Dec/25
Remaining	17 Days
Entry	155.72 - 155.62
Stoploss	156.08
Take Profit	155.42 - 155.32

BUY	
	<b>GOLDEURUSD-JA26</b>
1.1726	-0.11%
Expiry	29/Dec/25
Remaining	17 Days
Entry	1.1715 - 1.1722
Stoploss	1.169
Take Profit	1.1741 - 1.1751

# PMEX UPDATE

## Major Headlines

### Oil prices rise on uncertainty over Venezuela's oil supply

Oil prices rose Friday, bouncing after sharp losses in the previous session, supported by a report that the U.S. is preparing to intercept more tankers carrying Venezuelan oil, stoking supply disruption worries. At 04:40 ET (09:40 GMT), Brent Oil Futures expiring in February rose 0.2% to \$61.40 per barrel and West Texas Intermediate (WTI) crude futures gained 0.2% to \$57.69 per barrel. Both contracts declined 1.5% on Thursday, hitting over a seven-week low on Ukraine peace prospects and rising U.S. gasoline and distillate inventories. [see more...](#)

### Gold Firms After Fed Cut as Policy Signals Anchor the Rally

Gold is consolidating a strong weekly advance as the Federal Reserve's quarter point rate cut reinforces the metal's role as a macro hedge rather than a momentum trade. Futures in New York are trading around \$4,322 per ounce in early action, leaving prices nearly 2% higher on the week, a measured but telling response to a policy move that markets had largely anticipated. The reaction matters less for the size of the gain than for what it signals about investor positioning as monetary policy shifts from restraint toward accommodation. The Fed's decision has tightened the link between gold and real yields [see more...](#)

### S&P 500 2026 Outlook: Will Rising Interest Rates Break the Bull?

It's difficult to recall a more dramatic period for domestic monetary policy (outside of crises). Dissenting votes used to be rare and one-offs, but they are now commonplace among the 12 FOMC voting members. Right now, a Trump loyalist may indeed be influencing decisions among the independent Board. Looking back, swept under the rug was former Fed official Adriana Kugler, who allegedly stepped down for violating trading rules. [see more...](#)

### Japanese Yen bears seem hesitant amid rising BoJ rate hike bets

The Japanese Yen (JPY) stalls its intraday pullback against the rebounding US Dollar (USD) and trades with a mild positive bias during the first half of the European session on Thursday. This marks the second straight day of the uptick and is sponsored by the growing acceptance of an imminent interest rate hike by the Bank of Japan (BoJ). This marks a significant divergence compared to dovish US Federal Reserve (Fed) expectations, which caps the attempted USD recovery and acts [see more...](#)

### EUR/USD holds gains at multi-week highs on US Dollar's weakness

EUR/USD is ticking higher on Thursday, and has returned to the 1.1700 area at the time of writing, after bouncing from session lows near 1.1680. A dovishly tilted monetary policy statement by the Federal Reserve (Fed) keeps the US Dollar under pressure, although the cautious market mood amid renewed concerns about an AI bubble is acting as headwind for the Euro. Sales and revenue forecast released by the cloud computing giant Oracle on Wednesday missed market expectations. [see more...](#)

### Fed lowers interest rates but future cuts uncertain

The US Federal Reserve has lowered interest rates for the third time this year, even as internal divisions create uncertainty about additional cuts in the coming months. The central bank said on Wednesday it was lowering the target for its key lending rate by 0.25 percentage points, putting it in a range of 3.50% to 3.75% - its lowest level in three years. But policymakers disagree about how the Fed should balance competing priorities: a weakening job market on the one hand, and rising prices on the other. [see more...](#)

## Economic Calendar

Event	Date	Time	Currency	Importance	Actual	Forecast	Previous
No event scheduled							

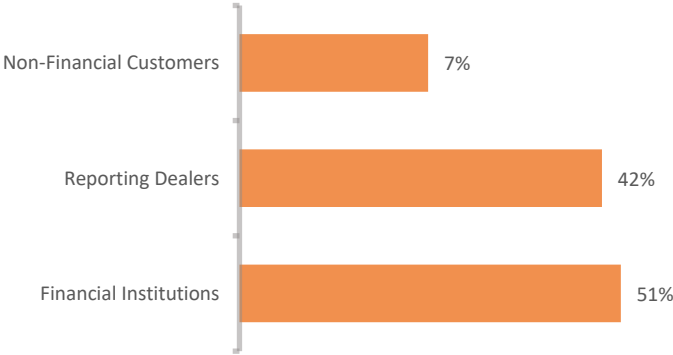
# FOREX MARKETS' STATISTICS

Forex Market Hours

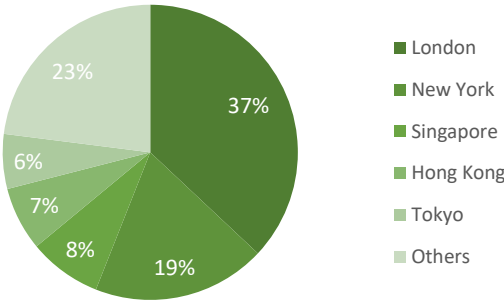


Note: This chart shows the normal forex trading times of all the major forex trading centers across the globe in Pakistan Standard Time.

Forex Turnover by Counterparty



Markets' Share in Total Forex Turnover



Most Traded Currency Pairs



Sources: ACPL Research, Forexmarkethours, Dailyfx, Ig

# DISCLAIMER

This report has been prepared by Abbasi and Company (Private) Limited and is provided for information purposes only. Abbasi and Company (Private) Limited (ACPL) is engaged in brokerage business of commodities futures in Pakistan and to provide the trading/ execution facility on Pakistan Mercantile Exchange (PMEX). There is risk of loss in trading in derivatives (futures). The author, directors and other employees of Abbasi and Company (Private) Limited and its affiliates cannot be held responsible for any loss in trading. Futures; futures on margin carries a high level of risk and may not be suitable for all investors. The high degree of leverage can work against the investor/ traders. Before deciding to invest in Commodity derivatives, you should carefully consider your investment objectives, level of experience, and risk appetite. The possibility exists that you could sustain a loss of some or all of your initial investment and therefore you should not invest money that you cannot afford to lose. You should be aware of all the risks associated with futures trading in commodities and other financial products. We take no responsibility for any loss made in investment on any instruments through us. In any event Abbasi and Company (Private) Limited, its affiliates, agents will not be liable to anyone for any decision made or action taken for investment/ trading. Abbasi and Company (Private) Limited, its affiliates, directors and employees cannot be held responsible for any loss in trading due to any problem in connectivity; failure of system; technical problem in the software or any other reason whatever. All the reports/ recommendations/ trading calls/ opinions are advisory in nature and contains the opinions of the author, which are not to be construed as investment advices. The author, directors and other employees of Abbasi and Company (Private) Limited and its affiliates cannot be held responsible for the accuracy of the information presented herein or for the results of the positions taken based on the opinions expressed in the reports/ views from Abbasi and Company (Private) Limited. All the views/ recommendations/ trading calls and opinions are based on the information, which are believed to be accurate and no assurance can be given for the accuracy of these information.

Derivatives trading involve substantial risk. The valuation of the underlying may fluctuate, and as a result, clients may lose their entire original investment. In no event should the content of this research report be construed as an express or an implied promise, guarantee or implication by, or from, Abbasi and Company (Private) Limited that you will profit or that losses can, or will be, limited in any manner whatsoever. Past results are no indication of future performance. The information provided in this report is intended solely for informative purposes and is obtained from sources believed to be reliable. Information is in no way guaranteed. No guarantee of any kind is implied or possible where projections of future conditions are attempted. Investments in securities market are subject to market risks, read all the related documents carefully before investing.

All rights reserved by Abbasi and Company (Private) Limited. This report or any portion hereof may not be reproduced, distributed, or published by any person for any purpose whatsoever. Nor can it be sent to a third party without prior consent of Abbasi and Company (Private) Limited. Action could be taken for unauthorized reproduction, distribution, or publication.

The research analyst, primarily involved in the preparation of this report, certifies that (1) the views expressed in this report accurately reflect his/her personal views about the subject commodity/index /currency pair and (2) no part of his/her compensation was, is or will be directly or indirectly related to the specific recommendations or views expressed in this report.

## DISCLOSURE

Following exchange rates are used to convert investment and profit values:

- USD/PKR: 282.10
- JPY/PKR: 1.97

To arrive at our Target Price, Abbasi & Company (Private) Limited uses following methods:

- Technical Analysis
- Fundamental Analysis

Furthermore, profit and returns are inclusive of all expenses including PMEX Fee, ACPL Fee & Sales Tax

## RESEARCH DISSEMINATION POLICY

Abbasi & Company (Private) Limited endeavors to make all reasonable efforts to disseminate research to all eligible clients in a timely manner through either physical or electronic distribution such as email, fax mail etc. Nevertheless, all clients may not receive the material at the same time.

### PREPARED BY

Muhammad Rashid Nawaz  
Phone: (+92) 42 38302028  
Ext: 118  
Email: [umairjaved@abbasiandcompany.com](mailto:umairjaved@abbasiandcompany.com)

### RESEARCH DEPARTMENT

6 - Shadman, Lahore  
Phone: (+92) 42 38302028; Ext: 116, 117  
Email: [research@abbasiandcompany.com](mailto:research@abbasiandcompany.com)  
web: [www.abbasiandcompany.com](http://www.abbasiandcompany.com)

### HEAD OFFICE

6 - Shadman, Lahore  
Phone: (+92) 42 38302028  
Email: [support@abbasiandcompany.com](mailto:support@abbasiandcompany.com)  
web: [www.abbasiandcompany.com](http://www.abbasiandcompany.com)